



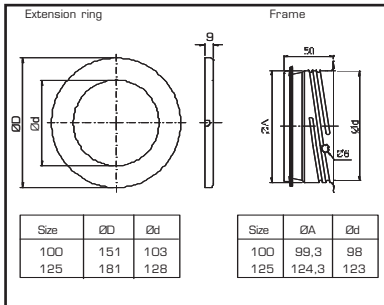
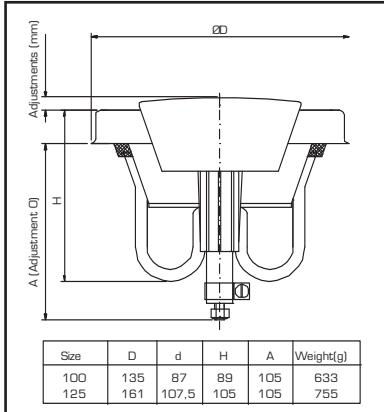
Intelligent Fan Systems

418970

Motorised Valves Integral Humidity Sensor Installation Guide

iFK-MH (Pg 1)

Dimensions



The iFK-MH is selected for operation with the *iFan* system.

The iFK-MH can be operated with a manual switch, PIR occupancy sensor, temperature and humidity switches.

The valve performs an automatic run test every day irrespective of whether forced ventilation is needed or not.

Features

The valve operates on 24VAC.

Construction

The iFK-MH comprises exhaust valve, control motor, and controller card, which are installed in the valve cone.

The Valve cone is manufactured from steel sheet, stove enameled in white. The valve body is fitted with a cellular plastic sealing gasket.

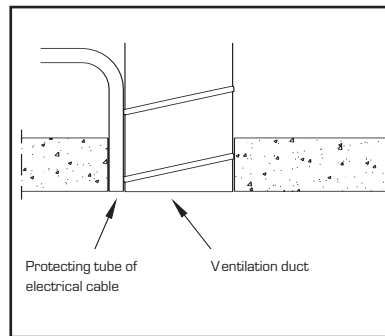
The mounting frame is manufactured from pre galvanized sheet steel. A rubber gasket is inserted into the frame to maintain an air tight seal. The valve is supplied with a 1m extension cable.



Installation

For concealed mounting there is a pre-drilled hole in the frame/extension ring to enable cable access. A flexible conduit (not included), needs to be fitted between the junction box and valve. We do not recommend removing the factory fitted cable; however, it may be extended with suitable cable.

Detailed installation, operating and maintenance manuals are issued with the product.



Operation

The valve opens after it receives an on command from a switch or sensor, and it closes after it loses this command.

iFK-MH closed position can be set steplessly when balancing the system. The forced exhaust can be set from the valve controller card at 5,10,15,20 mm (factory pre set is 10 mm)

Forced exhaust can be obtained based on two principles.

The valves may be used as part of a constant pressure system, in which case the forced exhaust is achieved by increasing the total air flow.

When constant pressure is not being used the forced exhaust is achieved by borrowing from other rooms

Maintenance

The unit does not require any regular maintenance. Any accumulated dust should however be removed.

Service

Fläkt Woods Service Centre will be happy to provide any assistance required.



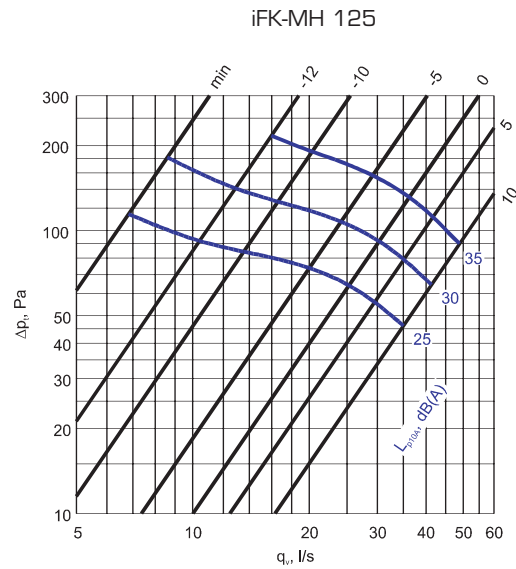
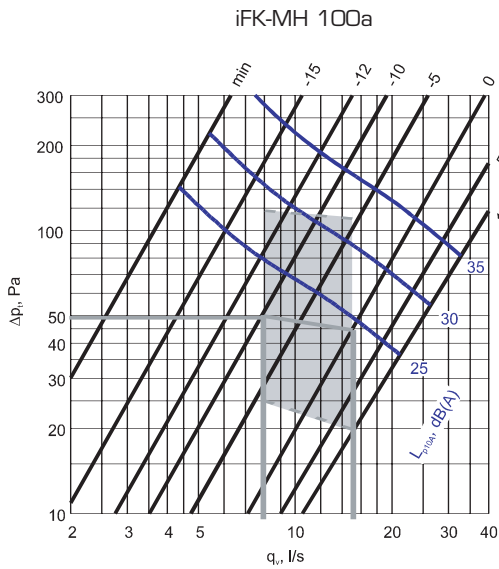
Intelligent Fan Systems

418970

Motorised Valves Integral Humidity Sensor Installation Guide

iFK-MH (Pg 2)

Motorised Valve Performance



iFK-MH Wiring Diagram

